

# A Machine Learning Approach to Modeling Scope Preferences

Derrick Higgins\*  
University of Chicago

Jerrold M. Sadock†  
University of Chicago

*This article describes a corpus-based investigation of quantifier scope preferences. Following recent work on multimodular grammar frameworks in theoretical linguistics and a long history of combining multiple information sources in natural language processing, scope is treated as a distinct module of grammar from syntax. This module incorporates multiple sources of evidence regarding the most likely scope reading for a sentence and is entirely data-driven. The experiments discussed in this article evaluate the performance of our models in predicting the most likely scope reading for a particular sentence, using Penn Treebank data both with and without syntactic annotation. We wish to focus attention on the issue of determining scope preferences, which has largely been ignored in theoretical linguistics, and to explore different models of the interaction between syntax and quantifier scope.*

## 1. Overview

This article addresses the issue of determining the most accessible quantifier scope reading for a sentence. **Quantifiers** are elements of natural and logical languages (such as *each*, *no*, and *some* in English and  $\forall$  and  $\exists$  in predicate calculus) that have certain semantic properties. Loosely speaking, they express that a proposition holds for some proportion of a set of individuals. One peculiarity of these expressions is that there can be semantic differences that depend on the order in which the quantifiers are interpreted. These are known as **scope** differences.

- (1) Everyone likes two songs on this album.

As an example of the sort of interpretive differences we are talking about, consider the sentence in (1). There are two readings of this sentence; which reading is meant depends on which of the two quantified expressions *everyone* and *two songs on this album* takes wide scope. The first reading, in which *everyone* takes wide scope, simply implies that every person has a certain preference, not necessarily related to anyone else's. This reading can be paraphrased as "Pick any person, and that person will like two songs on this album." The second reading, in which *everyone* takes narrow scope, implies that there are two specific songs on the album of which everyone is fond, say, "Blue Moon" and "My Way."

In theoretical linguistics, attention has been primarily focused on the issue of **scope generation**. Researchers applying the techniques of quantifier raising and Cooper storage have been concerned mainly with enumerating all of the scope readings for a

---

\* Department of Linguistics, University of Chicago, 1010 East 59th Street, Chicago, IL 60637. E-mail: dchiggin@alumni.uchicago.edu.

† Department of Linguistics, University of Chicago, 1010 East 59th Street, Chicago, IL 60637. E-mail: j-sadock@uchicago.edu.

sentence that are possible, without regard to their relative likelihood or naturalness. Recently, however, linguists such as Kuno, Takami, and Wu (1999) have begun to turn their attention to **scope prediction**, or determining the relative accessibility of different scope readings.

In computational linguistics, more attention has been paid to the factors that determine scope preferences. Systems such as the SRI Core Language Engine (Moran 1988; Moran and Pereira 1992), LUNAR (Woods 1986), and TEAM (Martin, Appelt, and Pereira 1986) have employed **scope critics** that use heuristics to decide between alternative scopings. However, the rules that these systems use in making quantifier scope decisions are motivated only by the researchers' intuitions, and no empirical results have been published regarding their accuracy.

In this article, we use the tools of machine learning to construct a data-driven model of quantifier scope preferences. For theoretical linguistics, this model serves as an illustration that Kuno, Takami, and Wu's approach can capture some of the clearest generalizations about quantifier scoping. For computational linguistics, this article provides a baseline result on the task of scope prediction, with which other scope critics can be compared. In addition, it is the most extensive empirical investigation of which we are aware that collects data of any kind regarding the relative frequency of different quantifier scope readings in English text.<sup>1</sup>

Section 2 briefly discusses treatments of scoping issues in theoretical linguistics, and Section 3 reviews the computational work that has been done on natural language quantifier scope. In Section 4 we introduce the models that we use to predict quantifier scoping, as well as the data on which they are trained and tested. Section 5 combines the scope model of the previous section with a probabilistic context-free grammar (PCFG) model of syntax and addresses the issue of whether these two modules of grammar ought to be combined in serial, with information from the syntax feeding the quantifier scope module, or in parallel, with each module constraining the structures provided by the other.

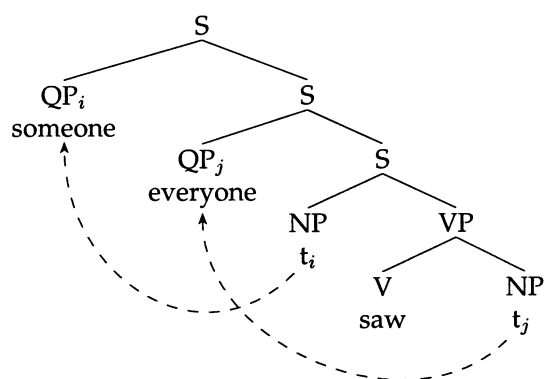
## 2. Approaches to Quantifier Scope in Theoretical Linguistics

Most, if not all, linguistic treatments of quantifier scope have closely integrated it with the way in which the syntactic structure of a sentence is built up. Montague (1973) used a syntactic rule to introduce a quantified expression into a derivation at the point where it was to take scope, whereas generative semantic analyses such as McCawley (1998) represented the scope of quantification at deep structure, transformationally lowering quantifiers into their surface positions during the course of the derivation. More recent work in the interpretive paradigm takes the opposite approach, extracting quantifiers from their surface positions to their scope positions by means of a quantifier-raising (QR) transformation (May 1985; Aoun and Li 1993; Hornstein 1995). Another popular technique is to percolate scope information up through the syntactic tree using Cooper storage (Cooper 1983; Hobbs and Shieber 1987; Pollard 1989; Nerbonne 1993; Park 1995; Pollard and Yoo 1998).

The QR approach to dealing with scope in linguistics consists in the claim that there is a covert transformation applying to syntactic structures that moves quantified elements out of the position in which they are found on the surface and raises them to a higher position that reflects their scope. The various incarnations of the strategy that

---

<sup>1</sup> See Carden (1976), however, for a questionnaire-based approach to gathering data on the accessibility of different quantifier scope readings.



**Figure 1**  
Simple illustration of the QR approach to quantifier scope generation.

follows from this claim differ in the precise characterization of this QR transformation, what conditions are placed upon it, and what tree-configurational relationship is required for one operator to take scope over another. The general idea of QR is represented in Figure 1, a schematic analysis of the reading of the sentence *Someone saw everyone* in which *someone* takes wide scope (i.e., ‘there is some person  $x$  such that for all persons  $y$ ,  $x$  saw  $y$ ’).

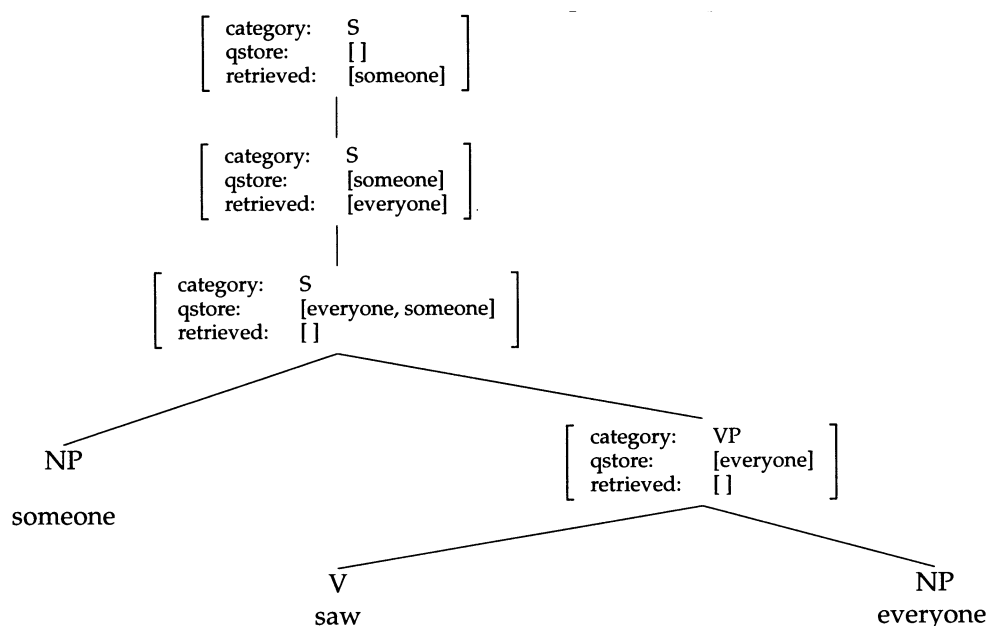
In the Cooper storage approach, quantifiers are gathered into a **store** and passed upward through a syntactic tree. At certain nodes along the way, quantifiers may be **retrieved** from the store and take scope. The relative scope of quantifiers is determined by where each quantifier is retrieved from the store, with quantifiers higher in the tree taking wide scope over lower ones. As with QR, different authors implement this scheme in slightly different ways, but the simplest case is represented in Figure 2, the Cooper storage analog of Figure 1.

These structural approaches, QR and Cooper storage, have in common that they allow syntactic factors to have an effect only on the scope readings that are available for a given sentence. They are also similar in addressing only the issue of scope generation, or identifying all and only the accessible readings for each sentence. That is to say, they do not address the issue of the relative salience of these readings.

Kuno, Takami, and Wu (1999, 2001) propose to model the scope of quantified elements with a set of interacting expert systems that basically consists of a weighted vote taken of the various factors that may influence scope readings. This model is meant to account not only for scope generation, but also for “the relative strengths of the potential scope interpretations of a given sentence” (1999, page 63). They illustrate the plausibility of this approach in their paper by presenting a number of examples that are accounted for fairly well by the approach even when an unweighted vote of the factors is allowed to be taken.

So, for example, in Kuno, Takami and Wu’s (49b) (1999), repeated here as (2), the correct prediction is made: that the sentence is unambiguous with the first quantified noun phrase (NP) taking wide scope over the second (the reading in which we don’t all have to hate the same people). Table 1 illustrates how the votes of each of Kuno, Takami, and Wu’s “experts” contribute to this outcome. Since the expression *many of us/you* receives more votes, and the numbers for the two competing quantified expressions are quite far apart, the first one is predicted to take wide scope unambiguously.

- (2) Many of us/you hate some of them.



**Figure 2**  
Simple illustration of the Cooper storage approach to quantifier scope generation.

**Table 1**  
Voting to determine optimal scope readings for quantifiers, according to Kuno, Takami, and Wu (1999).

	<i>many of us/you</i>	<i>some of them</i>
Baseline:	✓	✓
Subject Q:	✓	
Lefthand Q:	✓	
Speaker/Hearer Q:	✓	
<b>Total:</b>	<b>4</b>	<b>1</b>

Some adherents of the structural approaches also seem to acknowledge the necessity of eventually coming to terms with the factors that play a role in determining scope preferences in language. Aoun and Li (2000) claim that the lexical scope preferences of quantifiers “are not ruled out under a structural account” (page 140). It is clear from the surrounding discussion, though, that they intend such lexical requirements to be taken care of in some nonsyntactic component of grammar. Although Kuno, Takami, and Wu’s dialogue with Aoun and Li in *Language* has been portrayed by both sides as a debate over the correct way of modeling quantifier scope, they are not really modeling the same things. Whereas Aoun and Li (1993) provide an account of scope generation, Kuno, Takami, and Wu (1999) intend to model both scope generation and scope prediction. The model of scope preferences provided in this article is an empirically based refinement of the approach taken by Kuno, Takami, and Wu, but in principle it is consistent with a structural account of scope generation.

### 3. Approaches to Quantifier Scope in Computational Linguistics

Many studies, such as Pereira (1990) and Park (1995), have dealt with the issue of scope generation from a computational perspective. Attempts have also been made in computational work to extend a pure Cooper storage approach to handle scope prediction. Hobbs and Shieber (1987) discuss the possibility of incorporating some sort of ordering heuristics into the SRI scope generation system, in the hopes of producing a ranked list of possible scope readings, but ultimately are forced to acknowledge that “[t]he modifications turn out to be quite complicated if we wish to order quantifiers according to lexical heuristics, such as having *each* out-scope *some*. Because of the recursive nature of the algorithm, there are limits to the amount of ordering that can be done in this manner” (page 55). The stepwise nature of these scope mechanisms makes it hard to state the factors that influence the preference for one quantifier to take scope over another.

Those natural language processing (NLP) systems that have managed to provide some sort of account of quantifier scope preferences have done so by using a separate system of heuristics (or scope critics) that apply postsyntactically to determine the most likely scoping. LUNAR (Woods 1986), TEAM (Martin, Appelt, and Pereira 1986), and the SRI Core Language Engine as described by Moran (1988; Moran and Pereira 1992) all employ scope rules of this sort. By and large, these rules are of an ad hoc nature, implementing a linguist’s intuitive idea of what factors determine scope possibilities, and no results have been published regarding the accuracy of these methods. For example, Moran (1988) incorporates rules from other NLP systems and from VanLehn (1978), such as a preference for a logically weaker interpretation, the tendency for *each* to take wide scope, and a ban on raising a quantifier across multiple major clause boundaries. The testing of Moran’s system is “limited to checking conformance to the stated rules” (pages 40–41). In addition, these systems are generally incapable of handling unrestricted text such as that found in the Wall Street Journal corpus in a robust way, because they need to do a full semantic analysis of a sentence in order to make scope predictions. The statistical basis of the model presented in this article offers increased robustness and the possibility of more serious evaluation on the basis of corpus data.

### 4. Modeling Quantifier Scope

In this section, we argue for an empirically driven machine learning approach to the identification of factors relevant to quantifier scope and the modeling of scope preferences. Following much recent work that applies the tools of machine learning to linguistic problems (Brill 1995; Pedersen 2000; van Halteren, Zavrel, and Daelemans 2001; Soon, Ng, and Lim 2001), we will treat the prediction of quantifier scope as an example of a **classification** task. Our aim is to provide a robust model of scope prediction based on Kuno, Takami, and Wu’s theoretical foundation and to address the serious lack of empirical results regarding quantifier scope in computational work. We describe here the modeling tools borrowed from the field of artificial intelligence for the scope prediction task and the data from which the generalizations are to be learned. Finally, we present the results of training different incarnations of our scope module on the data and assess the implications of this exercise for theoretical and computational linguistics.

#### 4.1 Classification in Machine Learning

Determining which among multiple quantifiers in a sentence takes wide scope, given a number of different sources of evidence, is an example of what is known in machine learning as a classification task (Mitchell 1996). There are many types of classifiers that may be applied to this task that both are more sophisticated than the approach suggested by Kuno, Takami, and Wu and have a more solid probabilistic foundation. These include the naive Bayes classifier (Manning and Schütze 1999; Jurafsky and Martin 2000), maximum-entropy models (Berger, Della Pietra, and Della Pietra 1996; Ratnaparkhi 1997), and the single-layer perceptron (Bishop 1995). We employ these classifier models here primarily because of their straightforward probabilistic interpretation and their similarity to the scope model of Kuno, Takami, and Wu (since they each could be said to implement a kind of weighted voting of factors). In Section 4.3, we describe how classifiers of these types can be constructed to serve as a grammatical module responsible for quantifier scope determination.

All of these classifiers can be trained in a supervised manner. That is, given a sample of training data that provides all of the information that is deemed to be relevant to quantifier scope and the actual scope reading assigned to a sentence, these classifiers will attempt to extract generalizations that can be fruitfully applied in classifying as-yet-unseen examples.

#### 4.2 Data

The data on which the quantifier scope classifiers are trained and tested is an extract from the Penn Treebank (Marcus, Santorini, and Marcinkiewicz 1993) that we have tagged to indicate the most salient scope interpretation of each sentence in context. Figure 3 shows an example of a training sentence with the scope reading indicated. The quantifier lower in the tree bears the tag “Q1,” and the higher quantifier bears the tag “Q2,” so this sentence is interpreted such that the lower quantifier has wide scope. Reversing the tags would have meant that the higher quantifier takes wide scope, and while if both quantifiers had been marked “Q1,” this would have indicated that there is no scope interaction between them (as when they are logically independent or take scope in different conjuncts of a conjoined phrase).<sup>2</sup>

The sentences tagged were chosen from the Wall Street Journal (WSJ) section of the Penn Treebank to have a certain set of attributes that simplify the task of designing the quantifier scope module of the grammar. First, in order to simplify the coding process, each sentence has exactly two scope-taking elements of the sort considered for this project.<sup>3</sup> These include most NPs that begin with a determiner, predeterminer, or quantifier phrase (QP)<sup>4</sup> but exclude NPs in which the determiner is *a*, *an*, or *the*. Ex-

<sup>2</sup> This “no interaction” class is a sort of “elsewhere” category that results from phrasing the classification question as “Which quantifier takes wider scope in the preferred reading?” Where there is no scope interaction, the answer is “neither.” This includes cases in which the relative scope of operators does not correspond to a difference in meaning, as in *One woman bought one horse*, or when they take scope in different propositional domains, such as in *Mary bought two horses and sold three sheep*. The human coders used in this study were instructed to choose class 0 whenever there was not a clear preference for one of the two scope readings.

<sup>3</sup> This restriction that each sentence contain only two quantified elements does not actually exclude many sentences from consideration. We identified only 61 sentences with three quantifiers of the sort we consider and 12 sentences with four. In addition, our review of these sentences revealed that many of them simply involve lists in which the quantifiers do not interact in terms of scope (as in, for example, “We ask that you turn off all cell phones, extinguish all cigarettes, and open any candy before the performance begins”). Thus, the class of sentences with more than two quantifiers is small and seems to involve even simpler quantifier interactions than those found in our corpus.

<sup>4</sup> These categories are intended to be understood as they are used in the tagging and parsing of the Penn Treebank. See Santorini (1990) and Bies et al. (1995) for details; the Appendix lists selected codes used

```

( ( S
  (NP-SBJ
    (NP (DT Those) )
    (SBAR
      (WHNP-1 (WP who) )
      (S
        (NP-SBJ-2 (-NONE- *T*-1) )
        (ADVP (RB still) )
        (VP (VBP want)
          (S
            (NP-SBJ (-NONE- *-2) )
            (VP (TO to)
              (VP (VB do)
                (NP (PRP it) ))))))))
        (' ' ' '))
      (VP (MD will)
        (ADVP (RB just) )
        (VP (VB find)
          (NP
            (NP (DT-Q2 some) (NN way) )
            (SBAR
              (WHADVP-3 (-NONE- 0) )
              (S
                (NP-SBJ (-NONE- *) )
                (VP (TO to)
                  (VP (VB get)
                    (PP (IN around) (' ' ' '))
                    (NP (DT-Q1 any) (NN attempt)
                      (S
                        (NP-SBJ (-NONE- *) )
                        (VP (TO to)
                          (VP (VB curb)
                            (NP (PRP it) ))))))
                    (ADVP-MNR (-NONE- *T*-3) ))))))))
          (. .) ))
    )
  )
)

```

**Figure 3**

Tagged Wall Street Journal text from the Penn Treebank. The lower quantifier takes wide scope, indicated by its tag “Q1.”

cluding these determiners from consideration largely avoids the problem of generics and the complexities of assigning scope readings to definite descriptions. In addition, only sentences that had the root node S were considered. This serves to exclude sentence fragments and interrogative sentence types. Our data set therefore differs systematically from the full WSJ corpus, but we believe it is sufficient to allow many generalizations about English quantification to be induced. Given these restrictions on the input data, the task of the scope classifier is a choice among three alternatives:<sup>5</sup>

- (Class 0) There is no scopal interaction.
- (Class 1) The first quantifier takes wide scope.
- (Class 2) The second quantifier takes wide scope.

for annotating the Penn Treebank corpus. The category QP is particularly unintuitive in that it does not correspond to a quantified noun phrase, but to a measure expression, such as *more than half*.

<sup>5</sup> Some linguists may find it strange that we have chosen to treat the choice of preferred scoping for two quantified elements as a tripartite decision, since the possibility of independence is seldom treated in the linguistic literature. As we are dealing with corpus data in this experiment, we cannot afford to ignore this possibility.

The result is a set of 893 sentences,<sup>6</sup> annotated with Penn Treebank II parse trees and hand-tagged for the primary scope reading.

To assess the reliability of the hand-tagged data used in this project, the data were coded a second time by an independent coder, in addition to the reference coding. The independent codings agreed with the reference coding on 76.3% of sentences. The kappa statistic (Cohen 1960) for agreement was .52, with a 95% confidence interval between .40 and .64. Krippendorff (1980) has been widely cited as advocating the view that kappa values greater than .8 should be taken as indicating good reliability, with values between .67 and .8 indicating tentative reliability, but we are satisfied with the level of intercoder agreement on this task. As Carletta (1996) notes, many tasks in computational linguistics are simply more difficult than the content analysis classifications addressed by Krippendorff, and according to Fleiss (1981), kappa values between .4 and .75 indicate fair to good agreement anyhow.

Discussion between the coders revealed that there was no single cause for their differences in judgments when such differences existed. Many cases of disagreement stem from different assumptions regarding the lexical quantifiers involved. For example, the coders sometimes differed on whether a given instance of the word *any* corresponds to a narrow-scope existential, as we conventionally treat it when it is in the scope of negation, or the “free-choice” version of *any*. To take another example, two universal quantifiers are independent in predicate calculus ( $\forall x\forall y[\phi] \iff \forall y\forall x[\phi]$ ), but in creating our scope-tagged corpus, it was often difficult to decide whether two universal-like English quantifiers (such as *each*, *any*, *every*, and *all*) were actually independent in a given sentence. Some differences in coding stemmed from coder disagreements about whether a quantifier within a fixed expression (e.g., *all the hoopla*) truly interacts with other operators in the sentence. Of course, another major factor contributing to intercoder variation is the fact that our data sentences, taken from Wall Street Journal text, are sometimes quite long and complex in structure, involving multiple scope-taking operators in addition to the quantified NPs. In such cases, the coders sometimes had difficulty clearly distinguishing the readings in question.

Because of the relatively small amount of data we had, we used the technique of tenfold cross-validation in evaluating our classifiers, in each case choosing 89 of the 893 total data sentences from the data as a test set and training on the remaining 804. We preprocessed the data in order to extract the information from each sentence that we would be treating as relevant to the prediction of quantifier scoping in this project. (Although the initial coding of the preferred scope reading for each sentence was done manually, this preprocessing of the data was done automatically.) At the end of this preprocessing, each sentence was represented as a record containing the following information (see the Appendix for a list of annotation codes for Penn Treebank):

- the syntactic category, according to Penn Treebank conventions, of the first quantifier (e.g., DT for *each*, NN for *everyone*, or QP for *more than half*)
- the first quantifier as a lexical item (e.g., *each* or *everyone*). For a QP consisting of multiple words, this field contains the head word, or “CD” in case the head is a cardinal number.
- the syntactic category of the second quantifier
- the second quantifier as a lexical item

<sup>6</sup> These data have been made publicly available to all licensees of the Penn Treebank by means of a patch file that may be retrieved from (<http://humanities.uchicago.edu/linguistics/students/dchiggin/qscope-data.tgz>). This file also includes the coding guidelines used for this project.



class:	2
first cat:	DT
first head:	some
second cat:	DT
second head:	any
join cat:	NP
first c-commands:	YES
second c-commands:	NO
nodes intervening:	6
VP intervenes:	YES
ADVP intervenes:	NO
⋮	
S intervenes:	YES
conj intervenes:	NO
, intervenes:	NO
: intervenes:	NO
⋮	
" intervenes:	YES

**Figure 4**

Example record corresponding to the sentence shown in Figure 3.

- the syntactic category of the lowest node dominating both quantified NPs (the “join” node)
- whether the first quantified NP c-commands the second
- whether the second quantified NP c-commands the first
- the number of nodes intervening<sup>7</sup> between the two quantified NPs
- a list of the different categories of nodes that intervene between the quantified NPs (actually, for each nonterminal category, there is a distinct binary feature indicating whether a node of that category intervenes)
- whether a conjoined node intervenes between the quantified NPs
- a list of the punctuation types that are immediately dominated by nodes intervening between the two NPs (again, for each punctuation tag in the treebank there is a distinct binary feature indicating whether such punctuation intervenes)

Figure 4 illustrates how these features would be used to encode the example in Figure 3.

The items of information included in the record, as listed above, are not the exact factors that Kuno, Takami, and Wu (1999) suggest be taken into consideration in making scope predictions, and they are certainly not sufficient to determine the proper scope reading for all sentences completely. Surely pragmatic factors and real-world knowledge influence our interpretations as well, although these are not represented here. This list does, however, provide information that could potentially be useful in predicting the best scope reading for a particular sentence. For example, information

<sup>7</sup> We take a node  $\alpha$  to intervene between two other nodes  $\beta$  and  $\gamma$  in a tree if and only if  $\delta$  is the lowest node dominating both  $\beta$  and  $\gamma$ ,  $\delta$  dominates  $\alpha$  or  $\delta = \alpha$ , and  $\alpha$  dominates either  $\beta$  or  $\gamma$ .

**Table 2**  
Baseline performance, summed over all ten test sets.

Condition	Correct	Incorrect	Percentage correct
First has wide scope	0	64	0/64 = 0.0%
Second has wide scope	0	281	0/281 = 0.0%
No scope interaction	545	0	545/545 = 100.0%
Total	545	345	545/890 = 61.2%

about whether one quantified NP in a given sentence c-commands the other corresponds to Kuno, Takami, and Wu's observation that subject quantifiers tend to take wide scope over object quantifiers and topicalized quantifiers tend to outscope everything. The identity of each lexical quantifier clearly should allow our classifiers to make the generalization that *each* tends to take wide scope, if this word is found in the data, and perhaps even learn the regularity underlying Kuno, Takami, and Wu's observation that universal quantifiers tend to outscope existentials.

### 4.3 Classifier Design

In this section, we present the three types of model that we have trained to predict the preferred quantifier scoping on Penn Treebank sentences: a naive Bayes classifier, a maximum-entropy classifier, and a single-layer perceptron.<sup>8</sup> In evaluating how well these models do in assigning the proper scope reading to each test sentence, it is important to have a baseline for comparison. The baseline model for this task is one that simply guesses the most frequent category of the data ("no scope interaction") every time. This simplistic strategy already classifies 61.2% of the test examples correctly, as shown in Table 2.

It may surprise some linguists that this third class of sentences in which there is no scopal interaction between the two quantifiers is the largest. In part, this may be due to special features of the Wall Street Journal text of which the corpus consists. For example, newspaper articles may contain more direct quotations than other genres. In the process of tagging the data, however, it was also apparent that in a large proportion of cases, the two quantifiers were taking scope in different conjuncts of a conjoined phrase. This further tendency supports the idea that people may intentionally avoid constructions in which there is even the possibility of quantifier scope interactions, perhaps because of some hearer-oriented pragmatic principle. Linguists may also be concerned that this additional category in which there is no scope interaction between quantifiers makes it difficult to compare the results of the present work with theoretical accounts of quantifier scope that ignore this case and concentrate on instances in which one quantifier does take scope over another. In response to such concerns, however, we point out first that we provide a model of scope prediction rather than scope generation, and so it is in any case not directly comparable with work in theoretical linguistics, which has largely ignored scope preferences. Second, we point out that the empirical nature of this study requires that we take note of cases in which the quantifiers simply do not interact.

<sup>8</sup> The implementations of these classifiers are publicly available as Perl modules at <http://humanities.uchicago.edu/linguistics/students/dchiggin/classifiers.tgz>.

**Table 3**

Performance of the naive Bayes classifier, summed over all 10 test runs.

Condition	Correct	Incorrect	Percentage correct
First has wide scope	177	104	177/281 = 63.0%
Second has wide scope	41	23	41/64 = 64.1%
No scope interaction	428	117	428/545 = 78.5%
Total	646	244	646/890 = 72.6%

**4.3.1 Naive Bayes Classifier.** Our data  $D$  will consist of a vector of features  $(d_0 \cdots d_n)$  that represent aspects of the sentence under examination, such as whether one quantified expression  $c$ -commands the other, as described in Section 4.2. The fundamental simplifying assumption that we make in designing a naive Bayes classifier is that these features are independent of one another and therefore can be aggregated as independent sources of evidence about which class  $c^*$  a given sentence belongs to. This independence assumption is formalized in equations (1) and (2).

$$c^* = \arg \max_c P(c)P(d_0 \cdots d_n | c) \quad (1)$$

$$\approx \arg \max_c P(c) \prod_{k=0}^n P(d_k | c) \quad (2)$$

We constructed an empirical estimate of the prior probability  $P(c)$  by simply counting the frequency with which each class occurs in the training data. We constructed each  $P(d_k | c)$  by counting how often each feature  $d_k$  co-occurs with the class  $c$  to construct the empirical estimate  $\hat{P}(d_k | c)$  and interpolated this with the empirical frequency  $\hat{P}(d_k)$  of the feature  $d_k$ , not conditioned on the class  $c$ . This interpolated probability model was used in order to smooth the probability distribution, avoiding the problems that can arise if certain feature-value pairs are assigned a probability of zero.

The performance of the naive Bayes classifier is summarized in Table 3. For each of the 10 test sets of 89 items taken from the corpus, the remaining 804 of the total 893 sentences were used to train the model. The naive Bayes classifier outperformed the baseline by a considerable margin.

In addition to the raw counts of test examples correctly classified, though, we would like to know something of the internal structure of the model (i.e., what sort of features it has induced from the data). For this classifier, we can assume that a feature  $f$  is a good predictor of a class  $c^*$  when the value of  $P(f | c^*)$  is significantly larger than the (geometric) mean value of  $P(f | c)$  for all other values of  $c$ . Those features with the greatest ratio  $P(f) \times \frac{P(f|c^*)}{\text{geom.mean}(\{P(f|c) \mid c \neq c^*\})}$  are listed in Table 4.<sup>9</sup>

The first-ranked feature in Table 4 shows that there is a tendency for quantified elements not to interact when they are found in conjoined constituents, and the second-ranked feature indicates a preference for quantifiers not to interact when there is an intervening comma (presumably an indicator of greater syntactic “distance”). Feature 3 indicates a preference for class 1 when there is an intervening S node,

<sup>9</sup> We include the term  $P(f)$  in the product in order to prevent sparsely instantiated features from showing up as highly-ranked.

**Table 4**  
Most active features from naive Bayes classifier.

Rank	Feature	Predicted class	Ratio
1	There is an intervening conjunct node	0	1.63
2	There is an intervening comma	0	1.51
3	There is an intervening S node	1	1.33
4	The first quantified NP does not c-command the second	0	1.25
5	Second quantifier is tagged QP	1	1.16
6	There is an intervening S node	0	1.12
15	The second quantified NP c-commands the first	2	1.00

whereas feature 6 indicates a preference for class 0 under the same conditions. Presumably, this reflects a dispreference for the second quantifier to take wide scope when there is a clause boundary intervening between it and the first quantifier. The fourth-ranked feature in Table 4 indicates that, if the first quantified NP does not c-command the second, it is less likely to take wide scope. This is not surprising, given the importance that c-command relations have had in theoretical discussions of quantifier scope. The fifth-ranked feature expresses a preference for quantified expressions of category QP to take narrow scope, if they are the second of the two quantifiers under consideration. This may simply be reflective of the fact that class 1 is more common than class 2, and the measure expressions found in QP phrases in the Penn Treebank (such as *more than three* or *about half*) tend not to be logically independent of other quantifiers. Finally, the feature 15 in Table 4 indicates a high correlation between the second quantified expression's c-commanding the first and the second quantifier's taking wide scope. We can easily see this as a translation into our feature set of Kuno, Takami, and Wu's claim that subjects tend to outscope objects and obliques and topicalized elements tend to take wide scope. Some of these top-ranked features have to do with information found only in the written medium, but on the whole, the features induced by the naive Bayes classifier seem consistent with those suggested by Kuno, Takami, and Wu, although they are distinct by necessity.

**4.3.2 Maximum-Entropy Classifier.** The maximum-entropy classifier is a sort of log-linear model, defining the joint probability of a class and a data vector ( $d_0 \cdots d_n$ ) as the product of the prior probability of the class  $c$  with a set of features related to the data:<sup>10</sup>

$$P(d_0 \cdots d_n, c) = \frac{P(c)}{Z} \prod_{k=0}^n \alpha_k \quad (3)$$

This classifier superficially resembles in form the naive Bayes classifier in equation (2), but it differs from that classifier in that the way in which values for each  $\alpha$  are chosen does not assume that the features in the data are independent. For each of the 10 training sets, we used the generalized iterative scaling algorithm to train this classifier on 654 training examples, using 150 examples for validation to choose the best set of

<sup>10</sup>  $Z$  in Equation 3 is simply a normalizing constant that ensures that we end up with a probability distribution.

**Table 5**

Performance of the maximum-entropy classifier, summed over all 10 test runs.

Condition	Correct	Incorrect	Percentage correct
First has wide scope	148	133	148/281 = 52.7%
Second has wide scope	31	33	31/64 = 48.4%
No scope interaction	475	70	475/545 = 87.2%
Total	654	236	654/890 = 73.5%

**Table 6**

Most active features from maximum-entropy classifier.

Rank	Feature	Predicted class	$\alpha_{c,.25}$
1	Second quantifier is <i>each</i>	2	1.13
2	There is an intervening comma	0	1.01
3	There is an intervening conjunct node	0	1.00
4	First quantified NP does not c-command the second	0	0.99
5	Second quantifier is <i>every</i>	2	0.98
6	There is an intervening quotation mark ("")	0	0.95
7	There is an intervening colon	0	0.95
12	First quantified NP c-commands the second	1	0.92
25	There is no intervening comma	1	0.90

values for the  $\alpha$ s.<sup>11</sup> Test data could then be classified by choosing the class for the data that maximizes the joint probability in equation (3).

The results of training with the maximum-entropy classifier are shown in Table 5. The classifier showed slightly higher performance than the naive Bayes classifier, with the lowest error rate on the class of sentences having no scope interaction.

To determine exactly which features of the data the maximum-entropy classifier sees as relevant to the classification problem, we can simply look at the  $\alpha$  values (from equation (3)) for each feature. Those features with higher values for  $\alpha$  are weighted more heavily in determining the proper scoping. Some of the features with the highest values for  $\alpha$  are listed in Table 6. Because of the way the classifier is built, predictor features for class 2 need to have higher loadings to overcome the lower prior probability of the class. Therefore, we actually rank the features in Table 6 according to  $\alpha \hat{P}(c)^k$  (which we denote as  $\alpha_{c,k}$ ).  $\hat{P}(c)$  represents the empirical prior probability of a class  $c$ , and  $k$  is simply a constant (.25 in this case) chosen to try to get a mix of features for different classes at the top of the list.

The features ranked first and fifth in Table 6 express lexical preferences for certain quantifiers to take wide scope, even when they are the second of the two quantifiers according to linear order in the string of words. The tendency for *each* to take wide scope is stronger than for the other quantifier, which is in line with Kuno, Takami, and Wu's decision to list it as the only quantifier with a lexical preference for scoping. Feature 2 makes the "no scope interaction" class more likely if a comma intervenes, and

<sup>11</sup> Overtraining is not a problem with the pure version of the generalized iterative scaling algorithm. For efficiency reasons, however, we chose to take the training corpus as representative of the event space, rather than enumerating the space exhaustively (see Jelinek [1998] for details). For this reason, it was necessary to employ validation in training.

**Table 7**  
Performance of the single-layer perceptron, summed over all 10 test runs.

Condition	Correct	Incorrect	Percentage correct
First has wide scope	182	99	182/281 = 64.8%
Second has wide scope	35	29	35/64 = 54.7%
No scope interaction	468	77	468/545 = 85.9%
Total	685	205	685/890 = 77.0%

feature 25 makes a wide-scope reading for the first quantifier more likely if there is no intervening comma. The third-ranked feature expresses the tendency mentioned above for quantifiers in conjoined clauses not to interact. Features 4 and 12 indicate that if the first quantified expression c-commands the second, it is likely to take wide scope, and that if this is not the case, there is likely to be no scope interaction. Finally, the sixth- and seventh-ranked features in the table show that an intervening quotation mark or colon will make the classifier tend toward class 0, “no scope interaction,” which is easy to understand. Quotations are often opaque to quantifier scope interactions. The top features found by the maximum-entropy classifier largely coincide with those found by the naive Bayes model, which indicates that these generalizations are robust and objectively present in the data.

**4.3.3 Single-Layer Perceptron.** For our neural network classifier, we employed a feed-forward single-layer perceptron, with the softmax function used to determine the activation of nodes at the output layer, because this is a one-of- $n$  classification task (Bridle 1990). The data to be classified are presented as a vector of features at the input layer, and the output layer has three nodes, representing the three possible classes for the data: “first has wide scope,” “second has wide scope,” and “no scope interaction.” The output node with the highest activation is interpreted as the class of the datum presented at the input layer.

For each of the 10 test sets of 89 examples, we trained the connection weights of the network using error backpropagation on 654 training sentences, reserving 150 sentences for validation in order to choose the weights from the training epoch with the highest classification performance. In Table 7 we present the results of the single-layer neural network in classifying our test sentences. As the table shows, the single-layer perceptron has much better classification performance than the naive Bayes classifier and maximum-entropy model, possibly because the training of the network aims to minimize error in the activation of the classification output nodes, which is directly related to the classification task at hand, whereas the other models do not directly make use of the notion of “classification error.” The perceptron also uses a sort of weighted voting and could be interpreted as an implementation of Kuno, Takami, and Wu’s proposal for scope determination. This clearly illustrates that the tenability of their proposal hinges on the exact details of its implementation, since all of our classifier models are reasonable interpretations of their approach, but they have very different performance results on our scope determination task.

To determine exactly which features of the data the network sees as relevant to the classification problem, we can simply look at the connection weights for each feature-class pair. Higher connection weights indicate a greater correlation between input features and output classes. For one of the 10 networks we trained, some of the features with the highest connection weights are listed in Table 8. Since class 0 is

**Table 8**  
Most active features from single-layer perceptron.

Rank	Feature	Predicted class	Weight
1	There is an intervening comma	0	4.31
2	Second quantifier is <i>all</i>	0	3.77
3	There is an intervening colon	0	2.98
4	There is an intervening conjunct node	0	2.72
17	The first quantified NP c-commands the second	1	1.69
18	Second quantifier is tagged RBS	2	1.69
19	There is an intervening S node	1	1.61
20	Second quantifier is <i>each</i>	2	1.50

simply more frequent in the training data than the other two classes, the weights for this class tend to be higher. Therefore, we also list some of the best predictor features for classes 1 and 2 in the table.

The first- and third-ranked features in Table 8 show that an intervening comma or colon will make the classifier tend toward class 0, “no scope interaction.” This finding by the classifier is similar to the maximum-entropy classifier’s finding an intervening quotation mark relevant and can be taken as an indication that quantifiers in distant syntactic subdomains are unlikely to interact. Similarly, the fourth-ranked feature indicates that quantifiers in separate conjuncts are unlikely to interact. The second-ranked feature in the table expresses a tendency for there to be no scope interaction between two quantifiers if the second of them is headed by *all*. This may be related to the independence of universal quantifiers ( $\forall x \forall y [\phi] \iff \forall y \forall x [\phi]$ ). Feature 17 in Table 8 indicates a high correlation between the first quantified expression’s c-commanding the second and the first quantifier’s taking wide scope, which again supports Kuno, Takami, and Wu’s claim that scope preferences are related to syntactic superiority relations. Feature 18 expresses a preference for a quantified expression headed by *most* to take wide scope, even if it is the second of the two quantifiers (since *most* is the only quantifier in the corpus that bears the tag RBS). Feature 19 indicates that the first quantifier is more likely to take wide scope if there is a clause boundary intervening between the two quantifiers, which supports the notion that the syntactic distance between the quantifiers is relevant to scope preferences. Finally, feature 20 expresses the well-known tendency for quantified expressions headed by *each* to take wide scope.

#### 4.4 Summary of Results

Table 9 summarizes the performance of the quantifier scope models we have presented here. All of the classifiers have test set accuracy above the baseline, which a paired *t*-test reveals to be significant at the .001 level. The differences between the naive Bayes, maximum-entropy, and single-layer perceptron classifiers are not statistically significant.

The classifiers performed significantly better on those sentences annotated consistently by both human coders at the beginning of the study, reinforcing the view that this subset of the data is somehow simpler and more representative of the basic regularities in scope preferences. For example, the single-layer perceptron classified 82.9% of these sentences correctly. To further investigate the nature of the variation between the two coders, we constructed a version of our single-layer network that was trained

**Table 9**  
Summary of classifier results.

	Training data	Validation data	Test data
Baseline	—	—	61.2%
Naïve Bayes	76.7%	—	72.6%
Maximum entropy	78.3%	75.5%	73.5%
Single-layer perceptron	84.7%	76.8%	77.0%

on the data on which both coders agreed and tested on the remaining sentences. This classifier agreed with the reference coding (the coding of the first coder) 51.4% of the time and with the additional independent coder 35.8% of the time. The first coder constructed the annotation guidelines for this project and may have been more successful in applying them consistently. Alternatively, it is possible that different individuals use different strategies in determining scope preferences, and the strategy of the second coder may simply have been less similar than the strategy of the first coder to that of the single-layer network.

These three classifiers directly implement a sort of weighted voting, the method of aggregating evidence proposed by Kuno, Takami, and Wu (although the classifiers' implementation is slightly more sophisticated than the unweighted voting that is actually used in Kuno, Takami, and Wu's paper). Of course, since we do not use exactly the set of features suggested by Kuno, Takami, and Wu, our model should not be seen as a straightforward implementation of the theory outlined in their 1999 paper. Nevertheless, the results in Table 9 suggest that Kuno, Takami, and Wu's suggested design can be used with some success in modeling scope preferences. Moreover, the project undertaken here provides an answer to some of the objections that Aoun and Li (2000) raise to Kuno, Takami, and Wu. Aoun and Li claim that Kuno, Takami, and Wu's choice of experts is seemingly arbitrary and that it is unclear how the voting weights of each expert are to be set, but the machine learning approach we employ in this article is capable of addressing both of these potential problems. Supervised training of our classifiers is a straightforward approach to setting the weights and also constitutes our approach to selecting features (or "experts" in Kuno, Takami, and Wu's terminology). In the training process, any feature that is irrelevant to scoping preferences should receive weights that make its effect negligible.

## 5. Syntax and Scope

In this section, we show how the classifier models of quantifier scope determination introduced in Section 4 may be integrated with a PCFG model of syntax. We compare two different ways in which the two components may be combined, which may loosely be termed **serial** and **parallel**, and argue for the latter on the basis of empirical results.

### 5.1 Modular Design

Our use of a phrase structure syntactic component and a quantifier scope component to define a combined language model is simplified by the fact that our classifiers are probabilistic and define a conditional probability distribution over quantifier scopings. The probability distributions that our classifiers define for quantifier scope structures are conditional on syntactic phrase structure, because they are computed on the basis



of syntactically provided features, such as the number of nodes of a certain type that intervene between two quantifiers in a phrase structure tree.

Thus, the combined language model that we define in this article assigns probabilities according to the pairs of structures that may be assigned to a sentence by the Q-structure and phrase structure syntax modules. The probability of a word string  $w_{1-n}$  is therefore defined as in equation (4), where  $Q$  ranges over all possible Q-structures in the set  $\mathcal{Q}$  and  $S$  ranges over all possible syntactic structures in the set  $\mathcal{S}$ .

$$P(w_{1-n}) = \sum_{S \in \mathcal{S}, Q \in \mathcal{Q}} P(S, Q | w_{1-n}) \quad (4)$$

$$= \sum_{S \in \mathcal{S}, Q \in \mathcal{Q}} P(S | w_{1-n}) P(Q | S, w_{1-n}) \quad (5)$$

Equation (5) shows how we can use the definition of conditional probability to break our calculation of the language model probability into two parts. The first of these parts,  $P(S | w_{1-n})$ , which we may abbreviate as simply  $P(S)$ , is the probability of a particular syntactic tree structure's being assigned to a particular word string. We model this probability using a probabilistic phrase structure grammar (cf. Charniak [1993, 1996]). The second distribution on the right side of equation (5) is the conditional probability of a particular quantifier scope structure's being assigned to a particular word string, given the syntactic structure of that string. This probability is written as  $P(Q | S, w_{1-n})$ , or simply  $P(Q | S)$ , and represents the quantity we estimated above in constructing classifiers to predict the scopal representation of a sentence based on aspects of its syntactic structure.

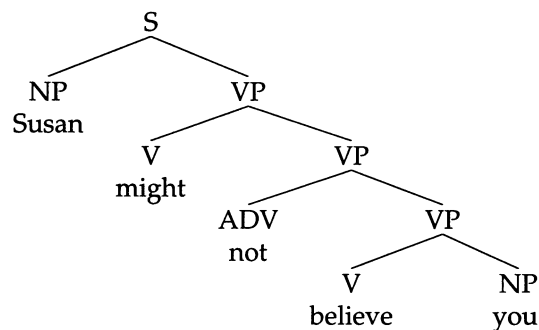
Thus, given a PCFG model of syntactic structure and a probabilistically defined classifier of the sort introduced in Section 4, it is simple to determine the probability of any pairing of two particular structures from each domain for a given sentence. We simply multiply the values of  $P(S)$  and  $P(Q | S)$  to obtain the joint probability  $P(Q, S)$ . In the current section, we examine two different models of combination for these components: one in which scope determination is applied to the optimal syntactic structure (the Viterbi parse), and one in which optimization is performed in the space of both modules to find the optimal pairing of syntactic and quantifier scope structures.

## 5.2 The Syntactic Module

Before turning to the application of our multimodular approach to the problem of scope determination in Section 5.3, we present here a short overview of the phrase structure syntactic component used in these projects. As noted above, we model syntax as a probabilistic phrase structure grammar (PCFG), and in particular, we use a **treebank grammar** (Charniak 1996) trained on the Penn Treebank.

A PCFG defines the probability of a string of words as the sum of the probabilities of all admissible phrase structure parses (trees) for that string. The probability of a given tree is the product of the probability of all of the rule instances used in the construction of that tree, where rules take the form  $N \rightarrow \phi$ , with  $N$  a nonterminal symbol and  $\phi$  a finite sequence of one or more terminals or nonterminals.

To take an example, Figure 5 illustrates a phrase structure tree for the sentence *Susan might not believe you*, which is admissible according to the grammar in Table 10. (All of the minimal subtrees in Figure 5 are instances of one of our rules.) The probability



**Figure 5**  
A simple phrase structure tree.

**Table 10**  
A simple probabilistic phrase structure grammar.

Rule	Probability
$S \rightarrow NP VP$	.7
$S \rightarrow VP$	.2
$S \rightarrow V NP VP$	.1
$VP \rightarrow V VP$	.3
$VP \rightarrow ADV VP$	.1
$VP \rightarrow V$	.1
$VP \rightarrow V NP$	.3
$VP \rightarrow V NP NP$	.2
$NP \rightarrow Susan$	.3
$NP \rightarrow you$	.4
$NP \rightarrow Yves$	.3
$V \rightarrow might$	.2
$V \rightarrow believe$	.3
$V \rightarrow show$	.3
$V \rightarrow stay$	.2
$ADV \rightarrow not$	.5
$ADV \rightarrow always$	.5

of this tree, which we can indicate as  $\tau$ , can be calculated as in equation (6).

$$P(\tau) = \prod_{\rho \in Rules(\tau)} P(\rho) \quad (6)$$

$$\begin{aligned} &= P(S \rightarrow NP VP) \times P(VP \rightarrow V VP) \times P(VP \rightarrow ADV VP) \\ &\quad \times P(VP \rightarrow V NP) \times P(NP \rightarrow Susan) \times P(V \rightarrow might) \\ &\quad \times P(ADV \rightarrow not) \times P(V \rightarrow believe) \times P(NP \rightarrow you) \end{aligned} \quad (7)$$

$$= .7 \times .3 \times .1 \times .3 \times .3 \times .2 \times .5 \times .3 \times .4 = 2.268 \times 10^{-5} \quad (8)$$

The actual grammar rules and associated probabilities that we use in defining our syntactic module are derived from the WSJ corpus of the Penn Treebank by maximum-likelihood estimation. That is, for each rule  $N \rightarrow \phi$  used in the treebank, we add the rule to the grammar and set its probability to  $\frac{C(N \rightarrow \phi)}{\sum_{\psi} C(N \rightarrow \psi)}$ , where  $C(\cdot)$  denotes the “count” or a rule (i.e., the number of times it is used in the corpus). A grammar composed in this manner is referred to as a treebank grammar, because its rules are directly derived from those in a treebank corpus.

We used sections 00–20 of the WSJ corpus of the Penn Treebank for collecting the rules and associated probabilities of our PCFG, which is implemented as a bottom-up chart parser. Before constructing the grammar, the treebank was preprocessed using known procedures (cf. Krotov et al. [1998]; Belz [2001]) to facilitate the construction of a rule list. Functional and anaphoric annotations (basically anything following a “-” in a node label; cf. Santorini [1990]; Bies et al. [1995]) were removed from nonterminal labels. Nodes that dominate only “empty categories” such as traces were removed. In addition, unary-branching constructions were removed by replacing the mother category in such a structure with the daughter node. (For example, given an instance of the rule  $X \rightarrow YZ$ , if the daughter category  $Y$  were expanded by the unary rule  $Y \rightarrow W$ , our algorithm would induce the single rule  $X \rightarrow WZ$ .) Finally, we discarded all rules that had more than 10 symbols on the right-hand side (an arbitrary limit of our parser implementation). This resulted in a total of 18,820 rules, of which 11,156 were discarded as hapax legomena, leaving 7,664 rules in our treebank grammar. Table 11 shows some of the rules in our grammar with the highest and lowest corpus counts.

### 5.3 Unlabeled Scope Determination

In this section, we describe an experiment designed to assess the performance of parallel and serial approaches to combining grammatical modules, focusing on the task of **unlabeled scope determination**. This task involves predicting the most likely Q-structure representation for a sentence, basically the same task we addressed in Section 4, in comparing the performance levels of each type of classifier. The experiment of this section differs, however, from the task presented in Section 4 in that instead of providing a syntactic tree from the Penn Treebank as input to the classifier, we provide the model only with a string of words (a sentence). Our dual-component model will search for the optimal syntactic and scopal structures for the sentence (the pairing  $(\tau^*, \chi^*)$ ) and will be evaluated based on its success in identifying the correct scope reading  $\chi^*$ .

Our concern in this section will be to determine whether it is necessary to search the space of possible pairings  $(\tau, \chi)$  of syntactic and scopal structures or whether it is sufficient to use our PCFG first to fix the syntactic tree  $\tau$ , and then to choose

**Table 11**

Rules derived from sections 00–20 of the Penn Treebank WSJ corpus. “TOP” is a special “start” symbol that may expand to any of the symbols found at the root of a tree in the corpus.

Rule	Corpus count
PP → IN NP	59,053
TOP → S	34,614
NP → DT NN	28,074
NP → NP PP	25,192
S → NP VP	14,032
S → NP VP .	12,901
VP → TO VP	11,598
⋮	
S → CC PP NNP NNP VP .	2
NP → DT “ NN NN NN ”	2
NP → NP PP PP PP PP PP	2
INTJ → UH UH	2
NP → DT “ NN NNS	2
SBARQ → “ WP VP . ”	2
S → PP NP VP . ”	2

a scope reading to maximize the probability of the pairing. That is, are syntax and quantifier scope mutually dependent components of grammar, or can scope relations be “read off of” syntax? The serial model suggests that the optimal syntactic structure  $\tau^*$  should be chosen on the basis of the syntactic module only, as in equation (9), and the optimal quantifier scope structure  $\chi^*$  then chosen on the basis of  $\tau^*$ , as in equation (10). The parallel model, on the other hand, suggests that the most likely pairing of structures must be chosen in the joint probability space of both components, as in equation (11).

$$\tau^* = \arg \max_{\tau \in \mathcal{S}} P_S(\tau \mid w_{1-n}) \quad (9)$$

$$\chi^* = \arg \max_{\chi \in \mathcal{Q}} P_Q(\chi \mid \tau^*, w_{1-n}) \quad (10)$$

$$\tau^* = \{ \tau \mid (\tau, \chi) = \arg \max_{\tau \in \mathcal{S}, \chi \in \mathcal{Q}} P_S(\tau \mid w_{1-n}) P_Q(\chi \mid \tau, w_{1-n}) \} \quad (11)$$

**5.3.1 Experimental Design.** For this experiment, we implement the scoping component as a single-layer feed-forward network, because the single-layer perceptron classifier had the best prediction rate among the three classifiers tested in Section 4. The softmax activation function we use for the output nodes of the classifier guarantees that the activations of all of the output nodes sum to one and can be interpreted as class probabilities. The syntactic component, of course, is determined by the treebank PCFG grammar described above.

Given these two models, which respectively define  $P_Q(\chi \mid \tau, w_{1-n})$  and  $P_S(\tau \mid w_{1-n})$  from equation (11), it remains only to specify how to search the space of pairings  $(\tau, \chi)$  in performing this optimization to find  $\chi^*$ . Unfortunately, it is not feasible to examine all values  $\tau \in \mathcal{S}$ , since our PCFG will generally admit a huge number of

**Table 12**

Performance of models on the unlabeled scope prediction task, summed over all 10 test runs.

Condition	Correct	Incorrect	Percentage correct
<b>Parallel model</b>			
First has wide scope	168	113	167/281 = 59.4%
Second has wide scope	26	38	26/64 = 40.6%
No scope interaction	467	78	467/545 = 85.7%
Total	661	229	661/890 = 74.3%
<b>Serial model</b>			
First has wide scope	163	118	163/281 = 58.0%
Second has wide scope	27	37	27/64 = 42.2%
No scope interaction	461	84	461/545 = 84.6%
Total	651	239	651/890 = 73.1%

trees for a sentence (especially given a mean sentence length of over 20 words in the WSJ corpus).<sup>12</sup> Our solution to this search problem is to make the simplifying assumption that the syntactic tree that is used in the optimal set of structures  $(\tau^*, \chi^*)$  will always be among the top few trees  $\tau$  for which  $P_S(\tau \mid w_{1-n})$  is the greatest. That is, although we suppose that quantifier scope information is relevant to parsing, we do not suppose that it is so strong a determinant as to completely override syntactic factors. In practice, this means that our parser will return the top 10 parses for each sentence, along with the probabilities assigned to them, and these are the only parses that are considered in looking for the optimal set of linguistic structures.

We again used 10-fold cross-validation in evaluating the competing models, dividing the scope-tagged corpus into 10 test sections of 89 sentences each, and we used the same version of the treebank grammar for our PCFG. The first model retrieved the top 10 syntactic parses  $(\tau_0 \cdots \tau_9)$  for each sentence and computed the probability  $P(\tau, \chi)$  for each  $\tau \in \tau_0 \cdots \tau_9, \chi \in 0, 1, 2$ , choosing that scopal representation  $\chi$  that was found in the maximum-probability pairing. We call this the parallel model, because the properties of each probabilistic model may influence the optimal structure chosen by the other. The second model retrieved only the Viterbi parse  $\tau_0$  from the PCFG and chose the scopal representation  $\chi$  for which the pairing  $(\tau_0, \chi)$  took on the highest probability. We call this the serial model, because it represents syntactic phrase structure as independent of other components of grammar (in this case, quantifier scope), though other components are dependent upon it.

**5.3.2 Results.** There was an appreciable difference in performance between these two models on the quantifier scope test sets. As shown in Table 12, the parallel model narrowly outperformed the serial model, by 1.2%. A 10-fold paired *t*-test on the test sections of the scope-tagged corpus shows that the parallel model is significantly better ( $p < .05$ ).

<sup>12</sup> Since we are allowing  $\chi$  to range only over the three scope readings  $(0, 1, 2)$ , however, it is possible to enumerate all values of  $\chi$  to be paired with a given syntactic tree  $\tau$ .

This result suggests that, in determining the syntactic structure of a sentence, we must take aspects of structure into account that are not purely syntactic (such as quantifier scope). Searching both dimensions of the hypothesis space for our dual-component model allowed the composite model to handle the interdependencies between different aspects of grammatical structure, whereas fixing a phrase structure tree purely on the basis of syntactic considerations led to suboptimal performance in using that structure as a basis for determining quantifier scope.

## 6. Conclusion

In this article, we have taken a statistical, corpus-based approach to the modeling of quantifier scope preferences, a subject that has previously been addressed only with systems of ad hoc rules derived from linguists' intuitive judgments. Our model takes its theoretical inspiration from Kuno, Takami, and Wu (1999), who suggest an "expert system" approach to scope preferences, and follows many other projects in the machine learning of natural language that combine information from multiple sources in solving linguistic problems.

Our results are generally supportive of the design that Kuno, Takami, and Wu propose for the quantifier scope component of grammar, and some of the features induced by our models find clear parallels in the factors that Kuno, Takami, and Wu claim to be relevant to scoping. In addition, our final experiment, in which we combine our quantifier scope module with a PCFG model of syntactic phrase structure, provides evidence of a grammatical architecture in which different aspects of structure mutually constrain one another. This result casts doubt on approaches in which syntactic processing is completed prior to the determination of other grammatical properties of a sentence, such as quantifier scope relations.

### Appendix: Selected Codes Used to Annotate Syntactic Categories in the Penn Treebank, from Marcus et al. (1993) and Bies et al. (1995)

Part-of-speech tags			
Tag	Meaning	Tag	Meaning
CC	Conjunction	RB	Adverb
CD	Cardinal number	RBR	Comparative adverb
DT	Determiner	RBS	Superlative adverb
IN	Preposition	TO	"to"
JJ	Adjective	UH	Interjection
JJR	Comparative adjective	VB	Verb in base form
JJS	Superlative adjective	VBD	Past-tense verb
NN	Singular or mass noun	VBG	Gerundive verb
NNS	Plural noun	VBN	Past participial verb
NNP	Singular proper noun	VBP	Non-3sg, present-tense verb
NNPS	Plural proper noun	VBZ	3sg, present-tense verb
PDT	Predeterminer	WP	WH pronoun
PRP	Personal pronoun	WP\$	Possessive WH pronoun
PRP\$	Possessive pronoun		

## Phrasal categories

Code	Meaning	Code	Meaning
ADJP	Adjective phrase	SBAR	Clause introduced by a subordinating conjunction
ADVP	Adverb phrase	SBARQ	Clause introduced by a WH phrase
INTJ	Interjection	SINV	Inverted declarative sentence
NP	Noun phrase	SQ	Inverted yes/no question following the WH phrase in SBARQ
PP	Prepositional phrase	VP	Verb phrase
QP	Quantifier phrase (i.e., measure/amount phrase)		
S	Declarative clause		

**Acknowledgments**

The authors are grateful for an Academic Technology Innovation Grant from the University of Chicago, which helped to make this work possible, and to John Goldsmith, Terry Regier, Anne Pycha, and Bob Moore, whose advice and collaboration have considerably aided the research reported in this article. Any remaining errors are, of course, our own.

**References**

- Aoun, Joseph and Yen-hui Audrey Li. 1993. *The Syntax of Scope*. MIT Press, Cambridge.
- Aoun, Joseph and Yen-hui Audrey Li. 2000. Scope, structure, and expert systems: A reply to Kuno et al. *Language*, 76(1):133–155.
- Belz, Anja. 2001. Optimisation of corpus-derived probabilistic grammars. In *Proceedings of Corpus Linguistics 2001*, pages 46–57.
- Berger, Adam L., Stephen A. Della Pietra, and Vincent J. Della Pietra. 1996. A maximum entropy approach to natural language processing. *Computational Linguistics*, 22(1):39–71.
- Bies, Ann, Mark Ferguson, Karen Katz, and Robert MacIntyre. 1995. Bracketing guidelines for Treebank II style. Technical report, Penn Treebank Project, University of Pennsylvania.
- Bishop, Christopher M. 1995. *Neural Networks for Pattern Recognition*. Oxford University Press, Oxford.
- Bridle, John S. 1990. Probabilistic interpretation of feedforward classification network outputs with relationships to statistical pattern recognition. In F. Fogelman-Soulie and J. Herault, editors, *Neurocomputing—Algorithms, Architectures, and Applications*. Springer-Verlag, Berlin, pages 227–236.
- Brill, Eric. 1995. Transformation-based error-driven learning and natural language processing: A case study in part-of-speech tagging. *Computational Linguistics*, 21(4):543–565.
- Carden, Guy. 1976. *English Quantifiers: Logical Structure and Linguistic Variation*. Academic Press, New York.
- Carletta, Jean. 1996. Assessing agreement on classification tasks: The kappa statistic. *Computational Linguistics*, 22(2):249–254.
- Charniak, Eugene. 1993. *Statistical language learning*. MIT Press, Cambridge.
- Charniak, Eugene. 1996. Tree-bank grammars. In *AAAI/IAAI*, vol. 2, pages 1031–1036.
- Cohen, Jacob. 1960. A coefficient of agreement for nominal scales. *Educational and Psychological Measurement*, 20:37–46.
- Cooper, Robin. 1983. *Quantification and Syntactic Theory*. Reidel, Dordrecht.
- Fleiss, Joseph L. 1981. *Statistical Methods for Rates and Proportions*. John Wiley & Sons, New York.
- Hobbs, Jerry R. and Stuart M. Shieber. 1987. An algorithm for generating quantifier scopings. *Computational Linguistics*, 13:47–63.
- Hornstein, Norbert. 1995. *Logical Form: From GB to Minimalism*. Blackwell, Oxford and Cambridge.
- Jelinek, Frederick. 1998. *Statistical Methods for Speech Recognition*. MIT Press, Cambridge.
- Jurafsky, Daniel and James H. Martin. 2000. *Speech and Language Processing*. Prentice Hall, Upper Saddle River, New Jersey.
- Krippendorff, Klaus. 1980. *Content Analysis: An Introduction to Its Methodology*. Sage

- Publications, Beverly Hills, California.
- Krotov, Alexander, Mark Hepple, Robert J. Gaizauskas, and Yorick Wilks. 1998. Compacting the Penn treebank grammar. In *COLING-ACL*, pages 699–703.
- Kuno, Susumu, Ken-Ichi Takami, and Yuru Wu. 1999. Quantifier scope in English, Chinese, and Japanese. *Language*, 75(1):63–111.
- Kuno, Susumu, Ken-Ichi Takami, and Yuru Wu. 2001. Response to Aoun and Li. *Language*, 77(1):134–143.
- Manning, Christopher D. and Hinrich Schütze. 1999. *Foundations of Statistical Natural Language Processing*. MIT Press, Cambridge.
- Marcus, Mitchell P., Beatrice Santorini, and Mary Ann Marcinkiewicz. 1993. Building a large annotated corpus of English: The Penn Treebank. *Computational Linguistics*, 19(2):313–330.
- Martin, Paul, Douglas Appelt, and Fernando Pereira. 1986. Transportability and generality in a natural-language interface system. In B. J. Grosz, K. Sparck Jones, and B. L. Webber, editors, *Natural Language Processing*. Kaufmann, Los Altos, California, pages 585–593.
- May, Robert. 1985. *Logical Form: Its Structure and Derivation*. MIT Press, Cambridge.
- McCawley, James D. 1998. *The Syntactic Phenomena of English*. University of Chicago Press, Chicago, second edition.
- Mitchell, Tom M. 1996. *Machine Learning*. McGraw Hill, New York.
- Montague, Richard. 1973. The proper treatment of quantification in ordinary English. In J. Hintikka et al., editors, *Approaches to Natural Language*. Reidel, Dordrecht, pages 221–242.
- Moran, Douglas B. 1988. Quantifier scoping in the SRI core language engine. In *Proceedings of the 26th Annual Meeting of the Association for Computational Linguistics (ACL'88)*, pages 33–40.
- Moran, Douglas B. and Fernando C. N. Pereira. 1992. Quantifier scoping. In Hiyun Alshawi, editor, *The Core Language Engine*. MIT Press, Cambridge, pages 149–172.
- Nerbonne, John. 1993. A feature-based syntax/semantics interface. In A. Manaster-Ramer and W. Zadrozny, editors, *Annals of Mathematics and Artificial Intelligence (Special Issue on Mathematics of Language)*, 8(1–2):107–132. Also published as DFKI Research Report RR-92-42.
- Park, Jong C. 1995. Quantifier scope and constituency. In *Proceedings of the 33rd Annual Meeting of the Association for Computational Linguistics (ACL'95)*, pages 205–212.
- Pedersen, Ted. 2000. A simple approach to building ensembles of naïve Bayesian classifiers for word sense disambiguation. In *Proceedings of the First Meeting of the North American Chapter of the Association for Computational Linguistics (NAACL 2000)*, pages 63–69.
- Pereira, Fernando. 1990. Categorical semantics and scoping. *Computational Linguistics*, 16(1):1–10.
- Pollard, Carl. 1989. The syntax-semantics interface in a unification-based phrase structure grammar. In S. Busemann, C. Hauenschild, and C. Umbach, editors, *Views of the Syntax/Semantics Interface* KIT-FAST Report 74. Technical University of Berlin, pages 167–185.
- Pollard, Carl and Eun Jung Yoo. 1998. A unified theory of scope for quantifiers and WH-phrases. *Journal of Linguistics*, 34(2):415–446.
- Ratnaparkhi, Adwait. 1997. A simple introduction to maximum entropy models for natural language processing. Technical Report 97-08, Institute for Research in Cognitive Science, University of Pennsylvania.
- Santorini, Beatrice. 1990. Part-of-speech tagging guidelines for the Penn Treebank project. Technical Report MS-CIS-90-47, Department of Computer and Information Science, University of Pennsylvania.
- Soon, Wee Meng, Hwee Tou Ng, and Daniel Chung Yong Lim. 2001. A machine learning approach to coreference resolution of noun phrases. *Computational Linguistics*, 27(4):521–544.
- van Halteren, Hans, Jakub Zavrel, and Walter Daelemans. 2001. Improving accuracy in word class tagging through the combination of machine learning systems. *Computational Linguistics*, 27(2):199–229.
- VanLehn, Kurt A. 1978. Determining the scope of English quantifiers. Technical Report AITR-483, Massachusetts Institute of Technology Artificial Intelligence Laboratory, Cambridge.
- Woods, William A. 1986. Semantics and quantification in natural language question answering. In B. J. Grosz, K. Sparck Jones, and B. L. Webber, editors, *Natural Language Processing*. Kaufmann, Los Altos, California, pages 205–248.